




## Secondary Wireless Handset



PTT100A

### Quick Start Guide



#### BEAM Communications

5/8 Anzed Court, Mulgrave  
Victoria, 3170, AUSTRALIA

 +61 3 8588 4500  +61 3 9560 9055

 [info@beamcommunications.com](mailto:info@beamcommunications.com)

 [support@beamcommunications.com](mailto:support@beamcommunications.com)



[www.beamcommunications.com](http://www.beamcommunications.com)

© 2018 Beam Communications

PART #: ltspp0140

## Secondary Wireless Handset PTT100A

### Kit Contents

- ☐ 1 x PTT100A Handset
- ☐ 1 x PTT100A Charging Cradle
- ☐ 2 x 50cm RJ45 to RJ45 Interface Cables
- ☐ 1 x Y-Connector
- ☐ 1 x Side Bracket Kit for Extreme Dock  
(includes bracket, screw and allen key)

### PTT100A (Secondary unit)

#### Pairing a PTT100A to the PTT-W1A gateway cradle

The Wireless PTT100A is an optional accessory. Using the Y-connector included in the kit, the PTT100A Wireless handset must be paired to the primary PTT-W1A gateway cradle to enable the dual PTT configuration (see image).

#### How to pair:

1. Switch ON the DriveDOCK Extreme and make sure that the PTT-W1A gateway cradle and PTT100A handset is turned ON.
2. Remove the primary Wireless PTT-W1A handset from the gateway cradle.
3. Hold the secondary Wireless PTT-W1A handset while pressing both the blue volume controls for 5-8 seconds, until the blue LED flashes and you hear it beep.
4. LED will be a solid blue once paired.

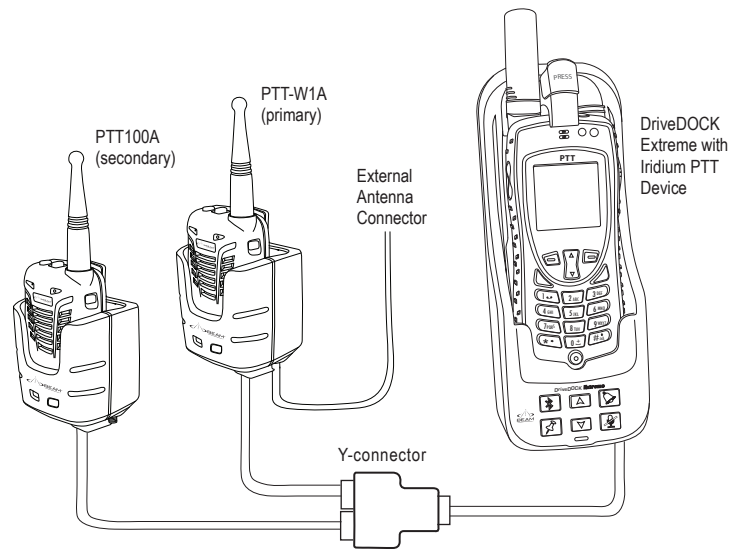


**NOTE:** PTT100A charging cradle grey button only acts as an ON/OFF button. Find Me™ feature is only available via the PTT-W1A Handset and when triggered on the PTT-W1A an alert will sound on both the PTT100A and PTT-W1A handsets.

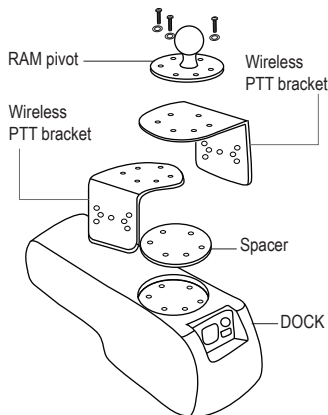
### Talkaround

Talkaround allows users to converse amongst the Wireless PTT handsets connected to the main gateway cradle without their audio being transmitted over the satellite network. It is activated by pressing the 'grey' button on top of the Wireless PTT handset.

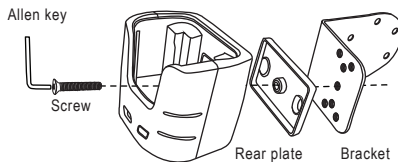
## Secondary Wireless PTT Handset Set Up - Dual PTT Configuration



### Dual PTT Bracket Installation



### Additional side bracket for Extreme Dock



\*Rear plate may already be attached to the cradle.